



SeaWorld/Busch Gardens Animal Adaptations

K-3 Classroom Activities

Matching Animal Adaptations

OBJECTIVE

The student will identify various birds and their diets based on their beak adaptations.

ACTION

1. Explain that an animal's body is adapted to its environment or lifestyle; for example, an eagle has wings for flying and talons for catching food.
2. Distribute one *Animal Adaptation* funsheet to each student. The funsheet will have various adaptations on the left side of the paper and adaptation functions on the right.
3. Distribute the boxes of crayons. Instruct the students to color each of the adaptations a different color. Next, read the each function description and match the best appendage to it. Ask the student to draw a line from the appendage to the function using the same color crayon that was used to color the appendage.

MATERIALS

Per student:

- one *Animal Adaptation* funsheet
- box of crayons

Per class:

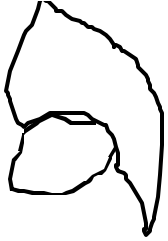
- one *Animal Adaptation* answer sheet

name _____

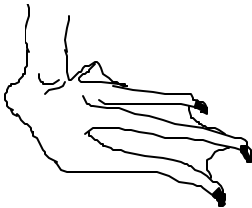
Animal Adaptation Funsheet

Beaks and Feet

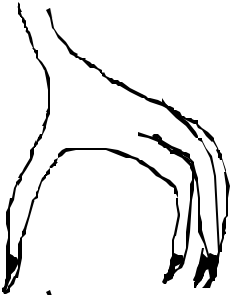
What is it used for?



Scooping shrimp from water



Perching on a branch



Grabbing a fish from the water



Breaking open nuts and seeds



Swimming through water

name _____

Animal Adaptation Answer

Beaks and Feet

What is it used for?

